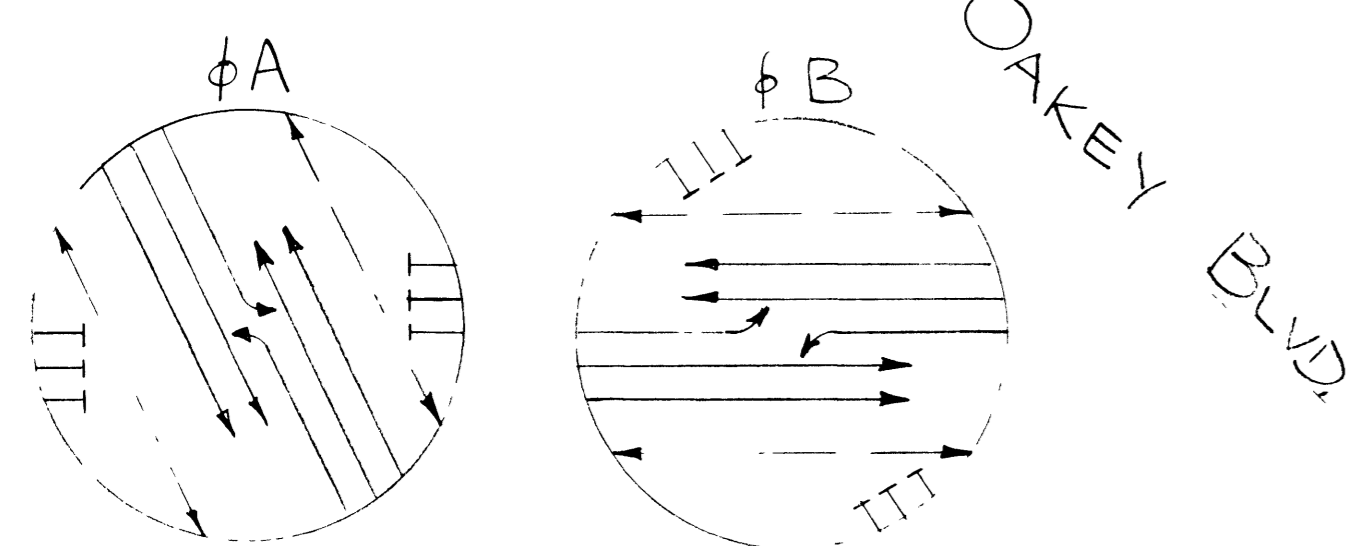
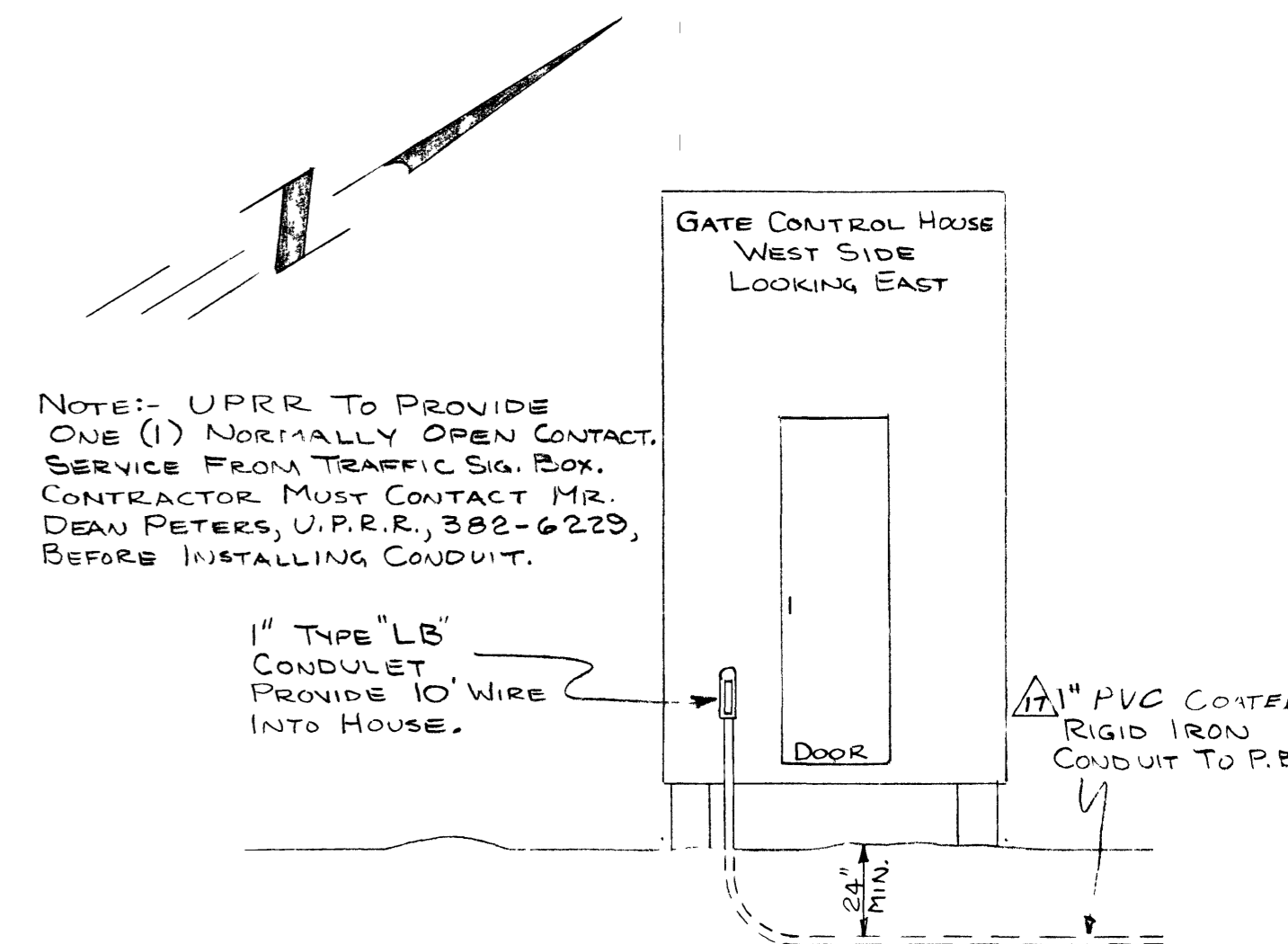


VEHICLE DETECTION NOTES:

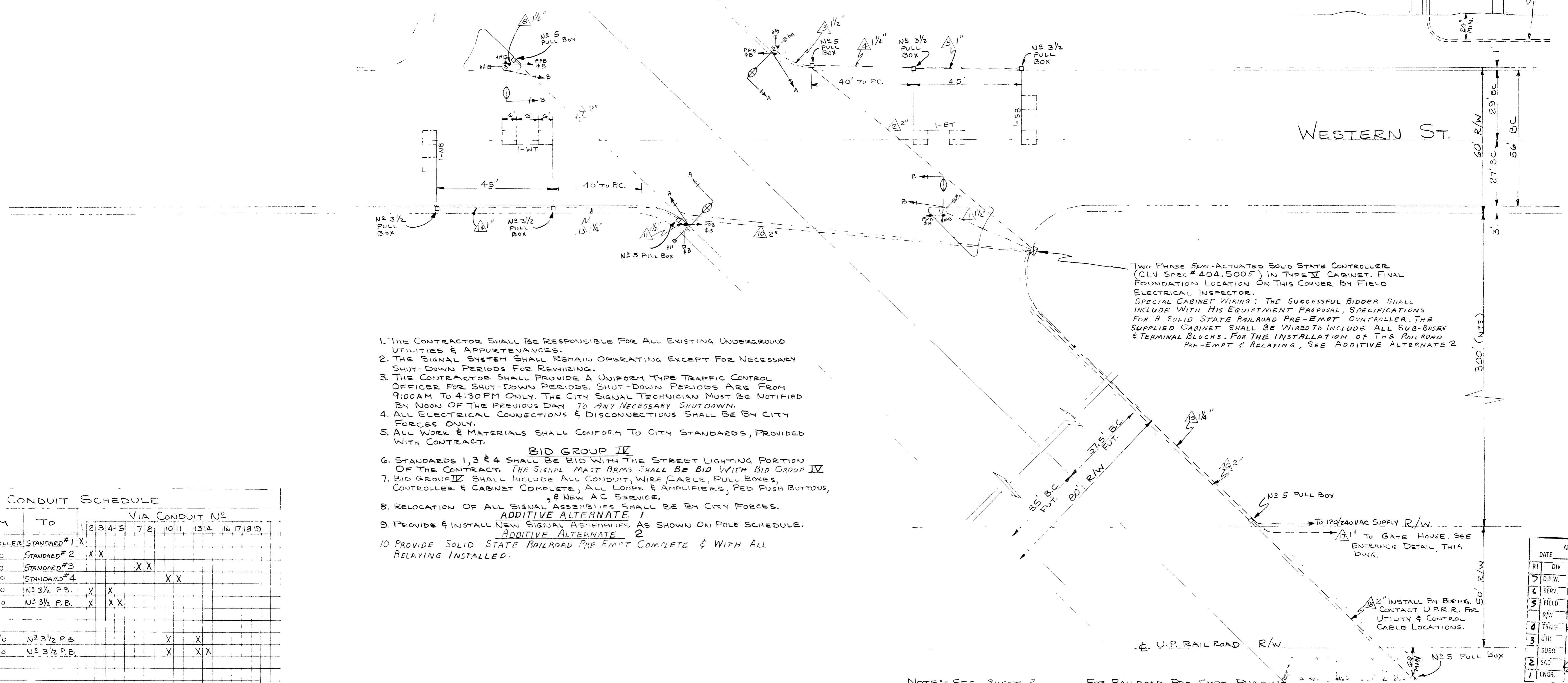
- FOUR (4) TYPE I AMPLIFIERS ARE REQUIRED.
- ALL LOOPS ARE 6' X 6' AND SHALL BE INSTALLED & COLOR CODED IN ACCORDANCE WITH DRAWING 404.827.
- LATERAL LOCATIONS OF LOOPS FROM THE CURB LINE SHALL BE PROVIDED BY TRAFFIC ENGINEERING AT TIME OF CONSTRUCTION.
- LOOPS, I-ET, I-WT SHALL BE ON TIME DELAY CIRCUITS. ONE TIME DELAY CIRCUIT FOR EACH PHASE.
- EACH TIME DELAY CIRCUIT SHALL BE EASILY ADJUSTED FROM 1 TO 10 SECONDS, AND SHALL BE NON-LOCKING.
- EACH TIME DELAY CIRCUIT SHALL BEGIN TIMING FROM PRESENCE DETECTION. AT THE END OF THE TIMED PERIOD, THE TIME DELAY CIRCUIT SHALL INTRODUCE ONE VEHICLE ACTUATION INTO THE CONTROLLER, AND RETURN TO ZERO.
- IF A PRESENCE CALL IS STILL OPERATING, THE TIME DELAY CIRCUIT SHALL RESET TO ZERO AND SHALL RECYCLE UNTIL THE PRESENCE CALL ENDS, PULSING ONLY AFTER EACH TIMED PERIOD.



FLASHING OPERATION = ALL RED



NOTE:- UPRR TO PROVIDE ONE (1) NORMALLY OPEN CONTACT SERVICE FROM TRAFFIC SIG. BOX. CONTRACTOR MUST CONTACT MR. DEAN PETERS, U.P.R.R., 382-6229, BEFORE INSTALLING CONDUIT.



TWO PHASE SEMI-ACTUATED SOLID STATE CONTROLLER (CLV Spec # 404.5005) IN TYPE V CABINET. FINAL FOUNDATION LOCATION ON THIS CORNER BY FIELD ELECTRICAL INSPECTOR. SPECIAL CABINET WIRING: THE SUCCESSFUL BIDDER SHALL INCLUDE WITH HIS EQUIPMENT PROPOSAL, SPECIFICATIONS FOR A SOLID STATE RAILROAD PRE-EMPT CONTROLLER. THE SUPPLIED CABINET SHALL BE WIRED TO INCLUDE ALL SUB-BASES & TERMINAL BLOCKS. FOR THE INSTALLATION OF THE RAILROAD PRE-EMPT & RELAYING, SEE ADDITIVE ALTERNATE 2

- THE CONTRACTOR SHALL BE RESPONSIBLE FOR ALL EXISTING UNDERGROUND UTILITIES & APPURTENANCES.
  - THE SIGNAL SYSTEM SHALL REMAIN OPERATING EXCEPT FOR NECESSARY SHUT-DOWN PERIODS FOR REWIRING.
  - THE CONTRACTOR SHALL PROVIDE A UNIFORM TYPE TRAFFIC CONTROL OFFICER FOR SHUT-DOWN PERIODS. SHUT-DOWN PERIODS ARE FROM 9:00AM TO 4:30PM ONLY. THE CITY SIGNAL TECHNICIAN MUST BE NOTIFIED BY NOON OF THE PREVIOUS DAY TO ANY NECESSARY SHUTDOWN.
  - ALL ELECTRICAL CONNECTIONS & DISCONNECTIONS SHALL BE BY CITY FORCES ONLY.
  - ALL WORK & MATERIALS SHALL CONFORM TO CITY STANDARDS, PROVIDED WITH CONTRACT.
- BID GROUP IV**
- STANDARDS 1, 3 & 4 SHALL BE BID WITH THE STREET LIGHTING PORTION OF THE CONTRACT. THE SIGNAL MAINT ARMS SHALL BE BID WITH BID GROUP IV
  - BID GROUP III SHALL INCLUDE ALL CONDUIT, WIRE, CABLE, PULL BOXES, CONTROLLER & CABINET COMPLETE, ALL LOOPS & AMPLIFIERS, PED PUSH BUTTONS, & NEW AC SERVICE.
  - RELOCATION OF ALL SIGNAL ASSEMBLIES SHALL BE BY CITY FORCES.
  - PROVIDE & INSTALL NEW SIGNAL ASSEMBLIES AS SHOWN ON POLE SCHEDULE.
  - PROVIDE SOLID STATE RAILROAD PRE-EMPT COMPLETE & WITH ALL RELAYING INSTALLED.
- ADDITIVE ALTERNATE 1**
- ADDITIVE ALTERNATE 2**

CONDUIT SCHEDULE

CABLE NO. COND. & SIZE	FROM	TO	VIA CONDUIT NO.															
			1	2	3	4	5	7	8	10	11	13	14	16	17	18	19	
15 COND. 1/4" AWG	CONTROLLER	STANDARD #1	X															
15 COND. 1/4" AWG	do	STANDARD #2		X	X													
15 COND. 1/4" AWG	do	STANDARD #3				X	X											
15 COND. 1/4" AWG	do	STANDARD #4						X	X									
LOOP CABLE	do	N# 3 1/2 P.B.		X	X													
LOOP CABLE	do	N# 3 1/2 P.B.		X	X													
LOOP CABLE	do	N# 3 1/2 P.B.						X	X									
LOOP CABLE	do	N# 3 1/2 P.B.						X	X									

POLE SCHEDULE

STANDARD NO	DESCR. (T.O.N)	SIGNAL ASSEMBLIES			PED	PUSH	RTV	REMARKS
		VEHICLE	M-2	W-3T				
1	TYPE III (SEE NOTE #6)	E-ST	M-2	W-3T			φB	
2	TYPE III EXISTING	B-ST	M-2	W-3T			φB	
3	TYPE III (SEE NOTE #6)	B-ST	M-2	W-3T			φB	
4	TYPE III (SEE NOTE #6)	B-ST	M-2	W-3T			φB	

REV	DESCRIPTION	DATE
REV 4	DELETED REFERENCE TO POLE #3 IN BID GRP. IV, NOTE 7	9-17-70
REV 3	REVISED CONTROLLER SPEC. ADDED REQUIREMENTS FOR RAIL ROAD PRE-EMPT	5-19-70
REV 2	ADDED DETAIL OF CONDUIT #17 ENTERING GATE CONTROL HOUSE	7/16/69
REV 1	RELOCATED COND #19 TO PROPOSED POWER SERVICE POINT	1-24-69

CONTRACT DRAWING SEP. 4 1970 Revised 9-17-70

APPROVED [Signature] DATE 1-24-69

**CITY OF LAS VEGAS NEVADA**  
DEPARTMENT OF PUBLIC WORKS  
SERVICES DIVISION

**TRAFFIC SIGNALS**  
OAKLEY BLVD & WESTERN ST.

W.O. NO. 4650	F.B.K. NO.	DATE	DRAWING NO.
SC. (H) 1"=20'	SC. (V)	1-20-69	
DES. MURPHY			
OR			
APPROVED BY DIRECTOR OF PUBLIC WORKS			FILE NO. 208-V112
[Signature]			SHEET 1 OF 2